









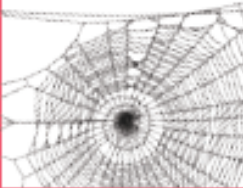







EYFS Project Home work

Take an adult on a scavenger hunt to find the things below. Where do you think you will find each thing?
Can you then create your own scavenger hunt?

Look around for these spring items and animals. When you spot one, take a photograph and tick it off your list.

Who can find them all?

Something yellow 	A spring flower 	A bird 	Something red 
A flying insect 	A nest 	3 different shaped leaves 	Buds on a tree 
A new plant poking through the soil 	Something that crawls 	A spider web 	Something that smells nice 
Something bumpy 	A puddle 	A feather 	Animal tracks or footprints 

Weekly Homework

Read 4 times a week, to be recorded in your reading record.

We have put some Read Write Inc videos onto our class page to help your child learn to orally blend.

Project due Monday 18th February

Thank you for supporting your child with their homework

Mrs Melville

Miss Dhariwal